

Online education has seen remarkable growth, becoming a fundamental part of the education landscape, driven by technological advancements and the increasing desire for flexible learning options. Assessing online education is crucial for ensuring academic success.



Conclusions

A significant percentage of beneficiaries enroll in online education, surpassing the online enrollment rates of the general population. Beneficiaries who took a mixture of online and in-person classes (50% or less online) had better outcomes. Beneficiaries also had strong outcomes at institutions that specialize in both online learning and serving military-connected students.



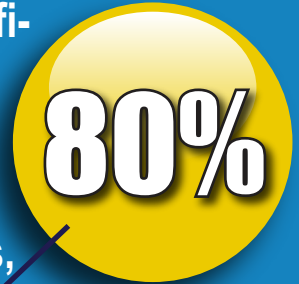
Recommendations

Inform beneficiaries that supplementing in-person education with a moderate amount of online education results in better outcomes. We also recommend promoting institutions that specialize in online education that predominantly serve military-connected students.



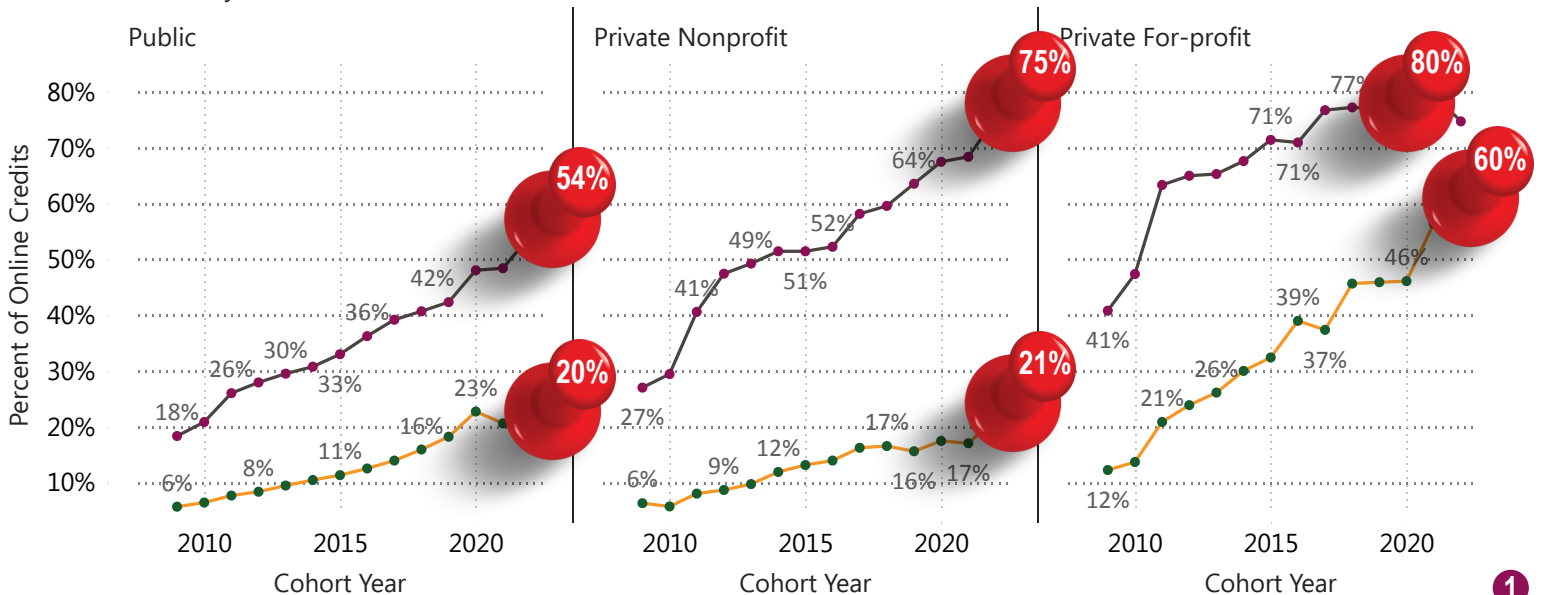
| Online Enrollment of Undergraduates Over Time | | | |
|---|------|------|------|
| Undergraduates Nationally | | | |
| | 2013 | 2017 | 2021 |
| Not in Any | 74% | 68% | 40% |
| In Some | 15% | 19% | 32% |
| All | 11% | 13% | 28% |

Online education is very popular among beneficiaries who enroll part-time. For part-time students at private institutions, the majority of their coursework (80%) is taken online.



Online Enrollment by Enrollment Intensity and Year for All Beneficiaries

Enrollment Intensity ● Full time ● Part time



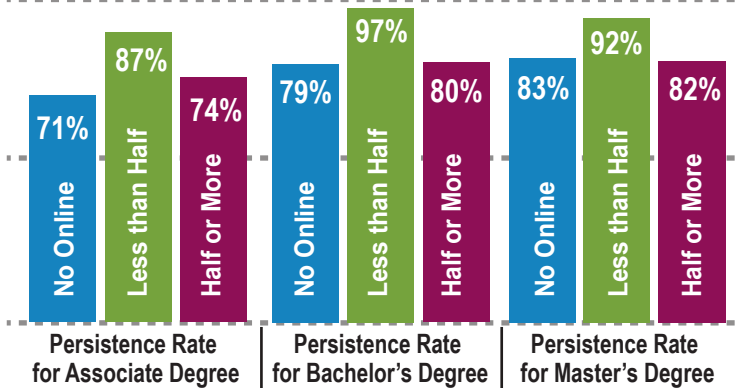
In 2022, beneficiaries at private, for-profit institutions pursuing a bachelor's or master's degree have done so primarily online.



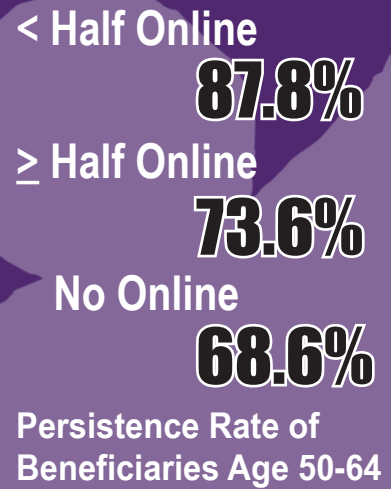
Beneficiaries in small towns and rural areas pursued online coursework at a higher rate than beneficiaries in urban areas.



Beneficiaries who took a combination of online and in-person classes, with less than half of their loads online, had the best outcomes.



Evidence suggests that older adults in the general population perform better in online classes than their traditionally aged peers.

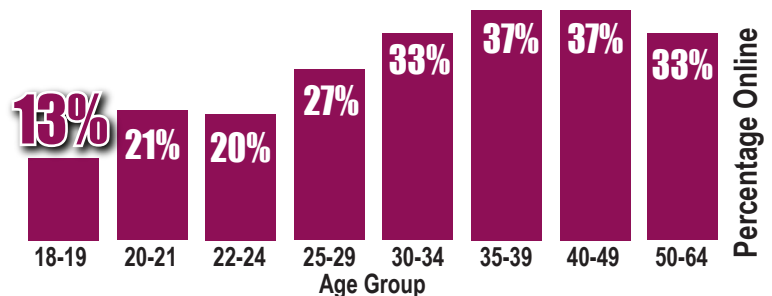
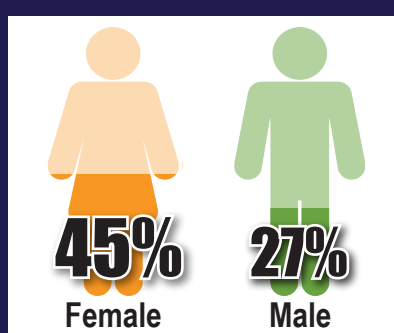


Beneficiaries at fully online institutions graduated at a higher rate, and online institutions with the highest graduation rates (American Public University, Columbia Southern, and Sonoran Desert Institute) serve a high proportion of Veterans.

| Objective | Beneficiary Graduation Rate | |
|-------------------|-----------------------------|--------------|
| | Not Fully Online | Fully Online |
| Associate Degree | 30% | 33% |
| Bachelor's Degree | 23% | 33% |
| Master's Degree | 31% | 40% |

A Closer Look at Gender and Age Disparities

Female beneficiaries embrace online education, with nearly half of their coursework completed virtually.



Child beneficiaries, who are younger, enroll in the least online courses.