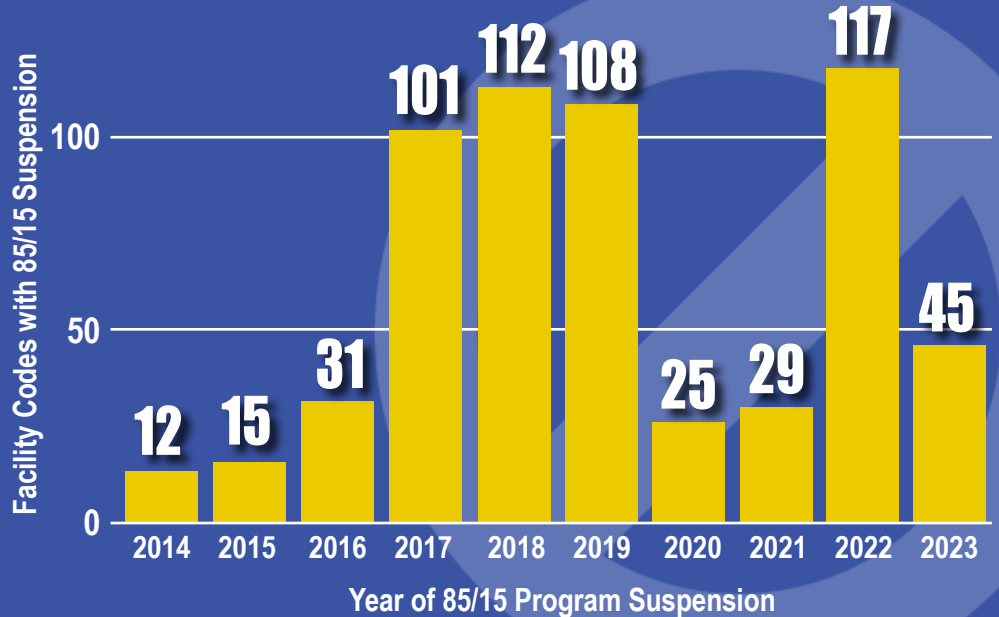


Systemic challenges and opportunities exist within the current framework governing the 85/15 rule's critical role in ensuring quality education for our Veterans. These recommendations to refine the data collection processes, enforcing consistent program classification, and leveraging partnerships for better outcome measurement are aimed at ensuring the quality and academic integrity of educational programs for beneficiaries.

The data lacked a field to indicate programs suspended for 85/15 violations. This forced an analysis of facility and program remarks to identify programs under enrollment suspensions.

In 2014, VA started suspending programs because they exceeded the 85/15 rule ratio. Suspensions increased in 2017-2019 and again in 2022.

Education Facilities with Suspension by Year of Suspension



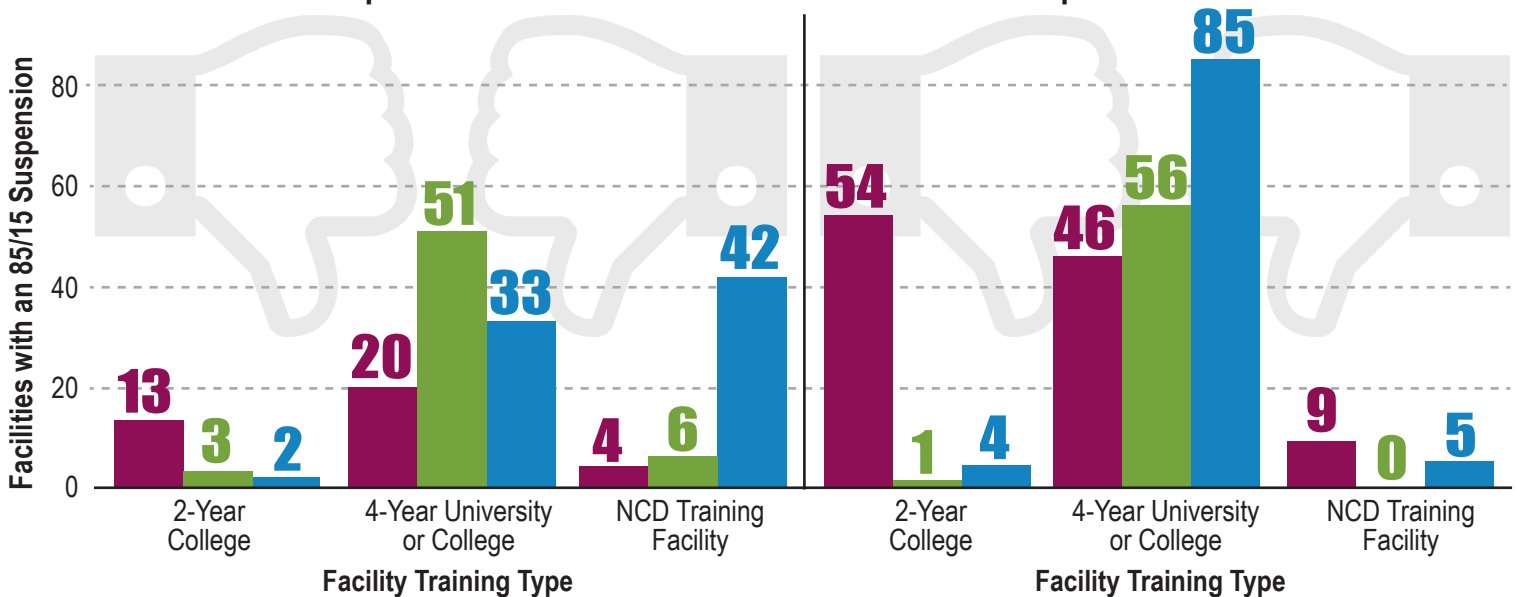
Out of over 20,000 VA-approved facilities, fewer than 500 have received a suspension due to the 85/15 rule.

Private, for-profit facilities were overrepresented among the facilities that exceeded the 85/15 ratio, but public and private nonprofit facilities were also in violation. Extension campuses, especially at for-profit facilities, received many 85/15 program suspensions.

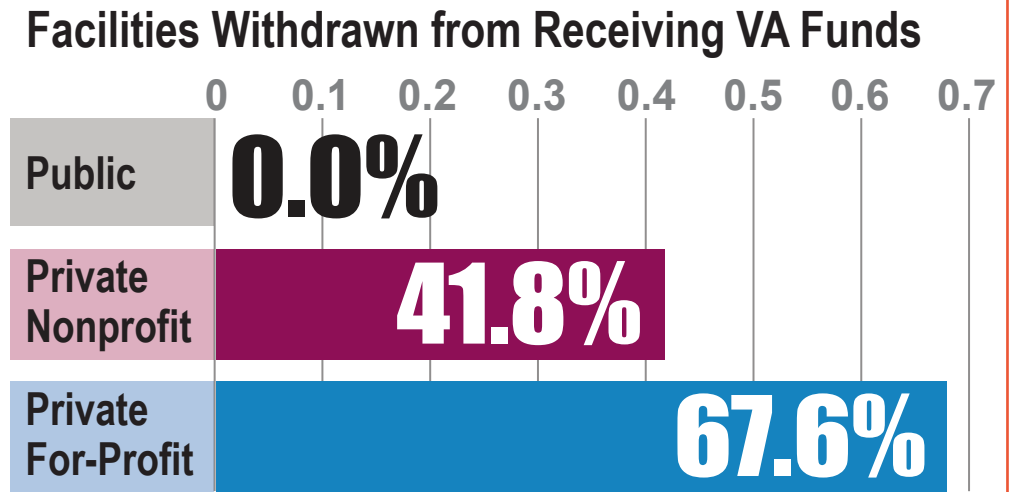
Profit Status Public Private Nonprofit Private For-profit

Main and Branch Campuses

Extension Campuses



Many of the private, for-profit main and branch campus facilities with 85/15 violations have been withdrawn from receiving VA benefits. Several of these facilities have closed.



Some institutions had 85/15 program suspensions that were initiated in multiple years. The University of Phoenix campuses and DeVry University, both which were issued 85/15 violations in several years, have since closed.

Facility Name	Years with 85/15 Violation	Facility Type
<i>University of Phoenix San Diego Campus</i> CLOSED	8	Branch
<i>DeVry University Nevada</i> CLOSED	6	Branch
<i>Chamberlain College of Nursing</i>	5	Branch
<i>Golden Gate University San Francisco</i>	5	Main
<i>University of Phoenix Las Vegas</i> CLOSED	5	Branch

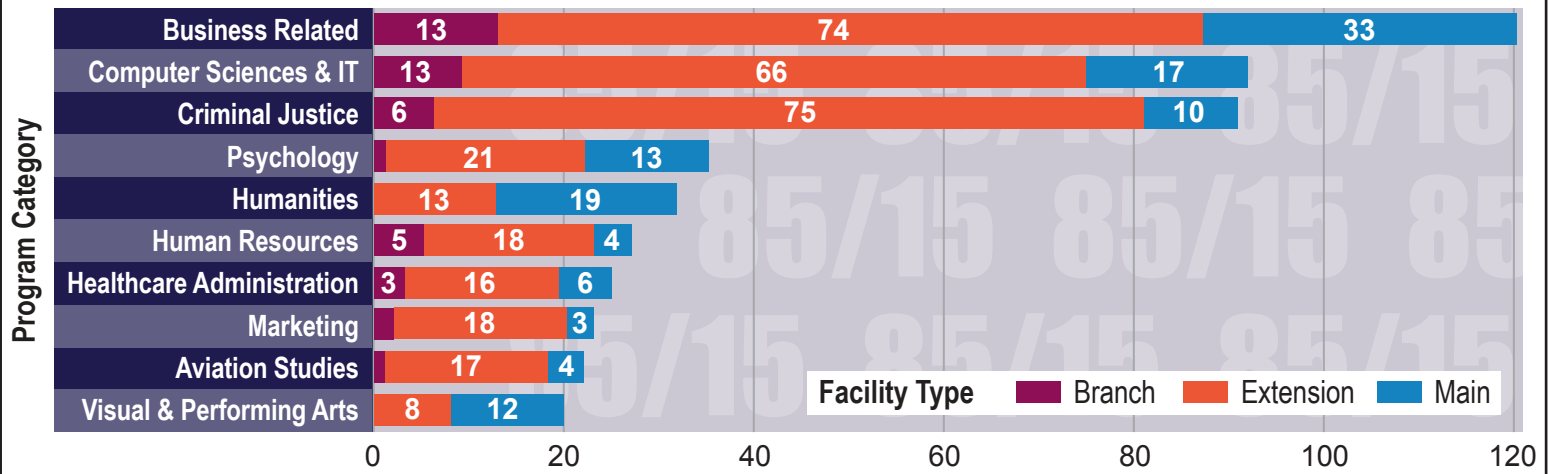
Between 2014 and 2022, in comparison with institutions that adhered to the 85/15 rule, facilities that have been issued program suspensions:

- In a single year had a further reduction in enrollments by 22 percentage points.
- Spanning multiple years have seen a decrease in enrollments by an additional 47 percentage points.



Programs seen here with the greatest number of 85/15 suspensions tend also to be the most prevalent in higher education. Criminal justice, human resources, and aviation studies appear to disproportionately exceed the 85/15 ratio.

Programs Receiving the Most 85/15 Suspensions



Boosting Program Insights through Enhanced Data Practices

- 1 Collect suspensions due to the 85/15 rule at the program level for each facility. Collect the effective date of the suspension, when the suspension was lifted, and dates of 35 percent exemption approvals and disapprovals for each.
- 2 Disable the ability for processors to enter 85/15 program violations at extension facilities that lack administrative control and automate the program status at extension campuses to reflect the same status as the parent campus.
- 3 Code programs using a consistent standardized classification, such as the Classification of Instructional Programs (CIP) code.
- 4 Provide trainings with SCOs at facilities that have extension campuses to ensure they report enrollments of beneficiaries at extensions using the facility code of the extension facility.
- 5 Correct the status of facilities for which the 85/15 rule applies that currently have a status of "Not Applicable."
- 6 Assess program effectiveness of median income of beneficiaries at each facility through a data sharing agreement with the Internal Revenue Services (IRS).



Data Sources and Specifications

Facility and program remarks and enrollment data were obtained from the Enterprise Data Warehouse (EDW). Remarks that contained '85' followed by any character or '15' or '35 exempt' were analyzed to identify programs suspended for new enrollments due to exceeding the 85/15 ratio, the title of the program, and the effective date of the suspension.

The current status of each educational facility (approved, suspended, and withdrawn) and the current 85/15 status of the facility (all programs in compliance, one or more programs in violation, all programs in violation, not applicable) was obtained from the Web Enabled Approval Management System (WEAMS).

Program names were standardized within and across institutions and grouped for analysis.